

**U.S. Bureau of Indian Education  
Annual School Report Card: Tiospaye Topa School  
School Year 2015-2016**

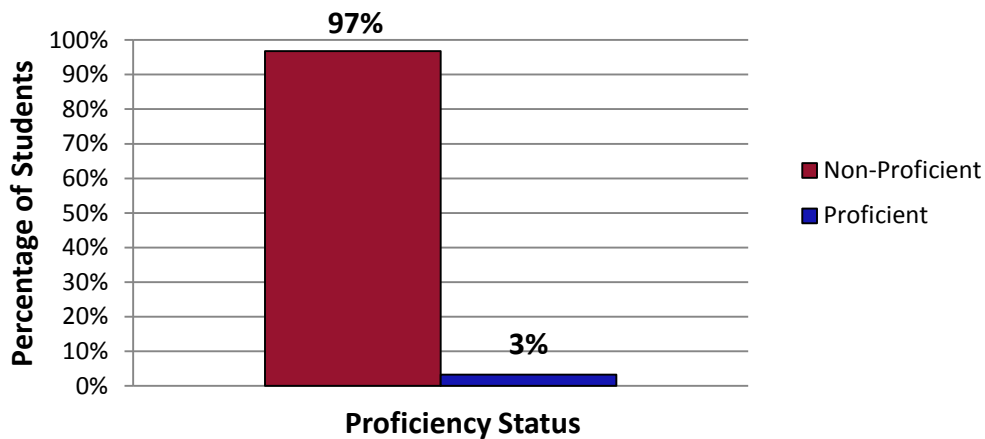
**I. Enrollment:**

|        | All Students | Students with Disabilities | English Learners |
|--------|--------------|----------------------------|------------------|
| Female | 31           | **                         | **               |
| Male   | 31           | **                         | **               |
| Total  | 62           | 14                         | **               |

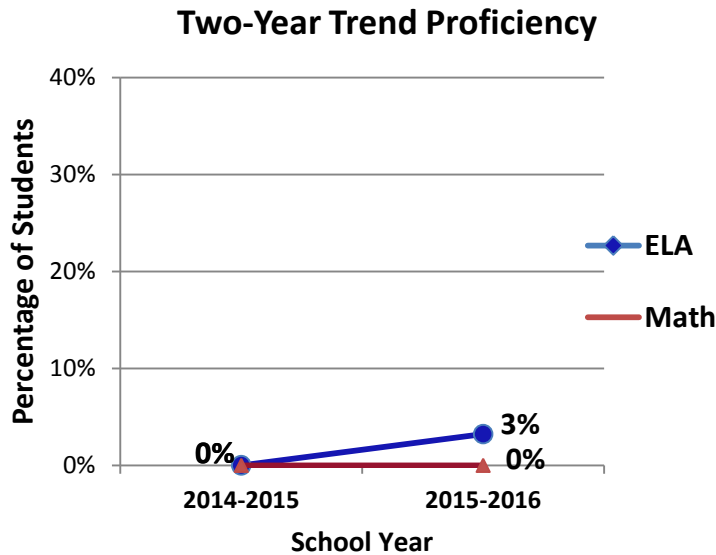
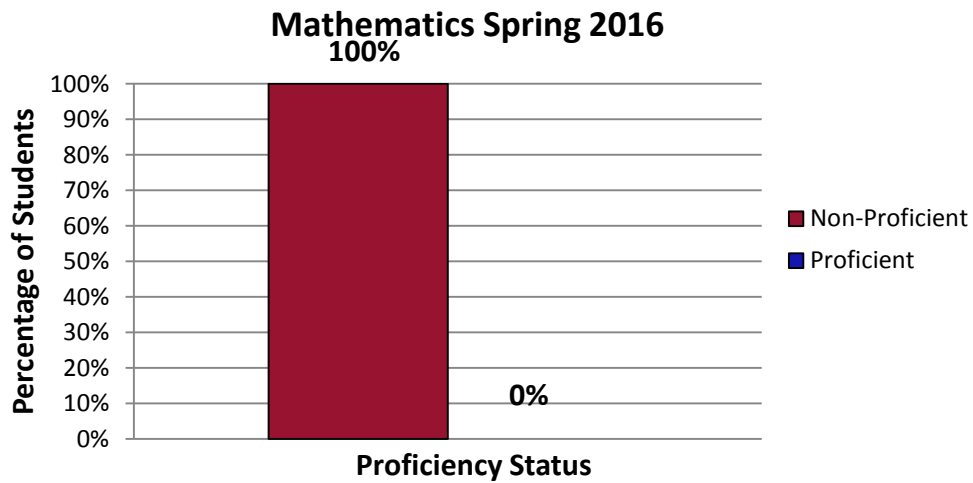
**II. Achievement Data:**

|                            | English /Language Arts Academic Performance |                    |                      |                     |                |         |
|----------------------------|---------------------------------------------|--------------------|----------------------|---------------------|----------------|---------|
|                            | Number of Students Tested                   | Participation Rate | Has Not Met Standard | Nearly Met Standard | Meets Standard | Exceeds |
| All Students               | 62                                          | 100%               | 77%                  | 19%                 | 3%             | 0%      |
| Female                     | 31                                          | 100%               | 68%                  | 29%                 | 3%             | 0%      |
| Male                       | 31                                          | 100%               | 87%                  | 10%                 | 3%             | 0%      |
| American Indian            | 62                                          | 100%               | 77%                  | 19%                 | 3%             | 0%      |
| Students with Disabilities | 14                                          | 100%               | 93%                  | 7%                  | 0%             | 0%      |
| English Learners           | **                                          | **                 | **                   | **                  | **             | **      |
| Economic Disadvantaged     | 62                                          | 100%               | 77%                  | 19%                 | 3%             | 0%      |

**English/Language Arts Spring 2016**



| Mathematics Academic Performance |                           |                    |                      |                     |                |         |
|----------------------------------|---------------------------|--------------------|----------------------|---------------------|----------------|---------|
|                                  | Number of Students Tested | Participation Rate | Has Not Met Standard | Nearly Met Standard | Meets Standard | Exceeds |
| All Students                     | 61                        | 98%                | 84%                  | 16%                 | 0%             | 0%      |
| Female                           | 31                        | 100%               | 77%                  | 23%                 | 0%             | 0%      |
| Male                             | 30                        | 97%                | 90%                  | 10%                 | 0%             | 0%      |
| American Indian                  | 61                        | 98%                | 84%                  | 16%                 | 0%             | 0%      |
| Students with Disabilities       | 14                        | 100%               | 79%                  | 21%                 | 0%             | 0%      |
| English Learners                 | **                        | **                 | **                   | **                  | **             | **      |
| Economic Disadvantaged           | 61                        | 98%                | 84%                  | 16%                 | 0%             | 0%      |



\*\* ≤ 10 students

Achievement profile represents grades: 3-11

South Dakota State Assessment: Smarter Balance Assessment Consortium (SBAC-OP-Combined).

● Tribally Controlled School