

**U.S. Bureau of Indian Education
Annual School Report Card: San Ildefonso Day School
School Year 2015-2016**

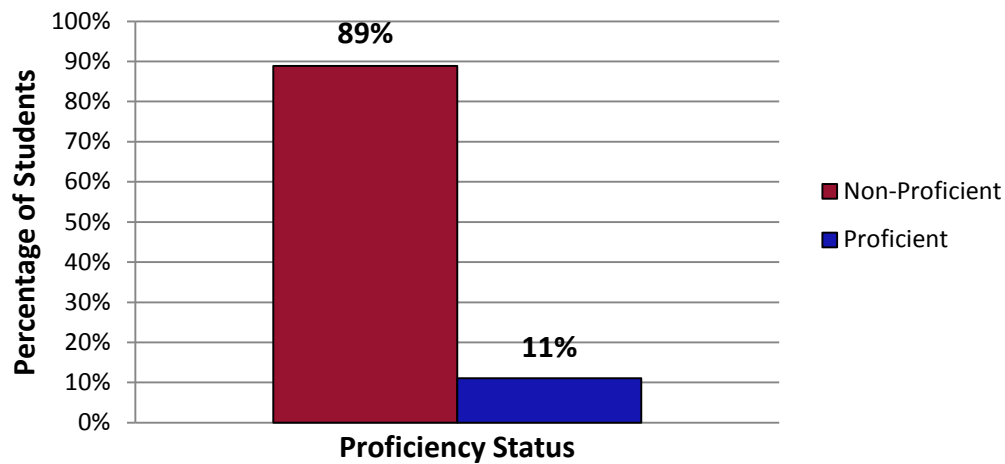
I. Enrollment:

	All Students	Students with Disabilities	English Learners
Female	**	**	**
Male	**	**	**
Total	**	**	**

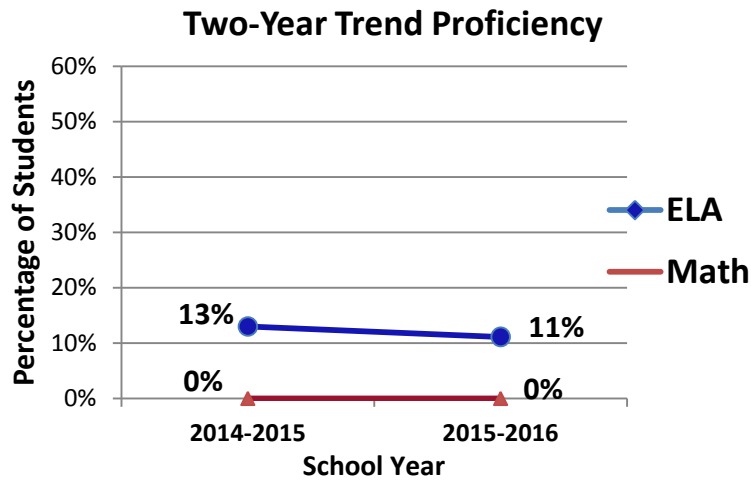
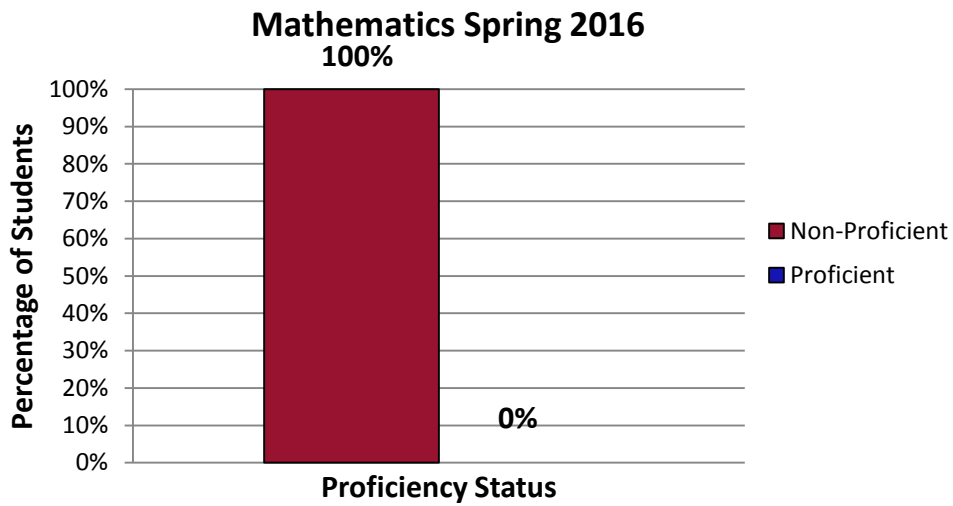
II. Achievement Data:

English /Language Arts Academic Performance						
	Number of Students Tested	Participation Rate	Did Not Yet Met	Partially Met Expectations	Approaches	Met + Exceeded Expectations
All Students	**	**	**	**	**	**
Female	**	**	**	**	**	**
Male	**	**	**	**	**	**
American Indian	**	**	**	**	**	**
Students with Disabilities	**	**	**	**	**	**
English Learners	**	**	**	**	**	**
Economic Disadvantaged	**	**	**	**	**	**

English/Language Arts Spring 2016



Mathematics Academic Performance						
	Number of Students Tested	Participation Rate	Did Not Yet Met	Partially Met Expectations	Approaches	Met + Exceeded Expectations
All Students	**	**	**	**	**	**
Female	**	**	**	**	**	**
Male	**	**	**	**	**	**
American Indian	**	**	**	**	**	**
Students with Disabilities	**	**	**	**	**	**
English Learners	**	**	**	**	**	**
Economic Disadvantaged	**	**	**	**	**	**



** ≤ 10 students

Achievement profile represents grades: 3-6

New Mexico State Assessment = Partnership for Assessment of Readiness for College and Careers (PARCC).

● Bureau Operated School