

**U.S. Bureau of Indian Education
Annual School Report Card: Pueblo Pintado Community School
School Year 2015-2016**

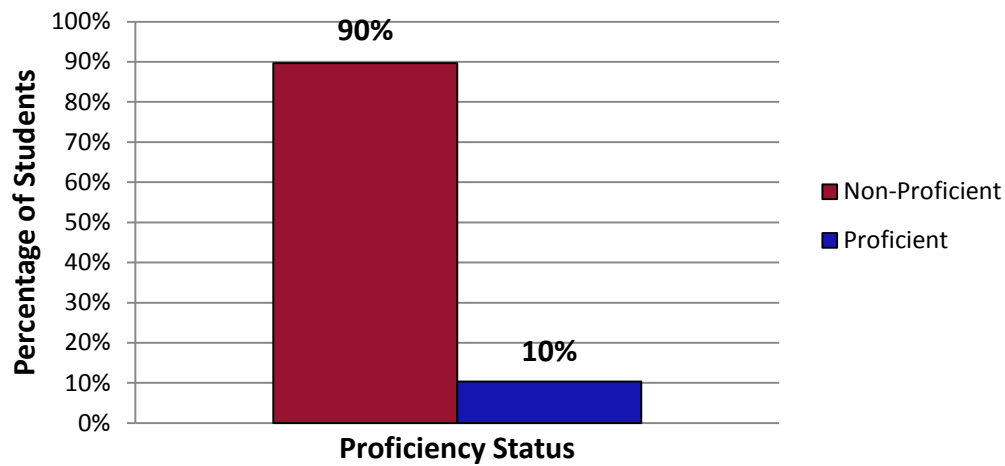
I. Enrollment:

	All Students	Students with Disabilities	English Learners
Female	77	**	58
Male	78	11	72
Total	155	14	130

II. Achievement Data:

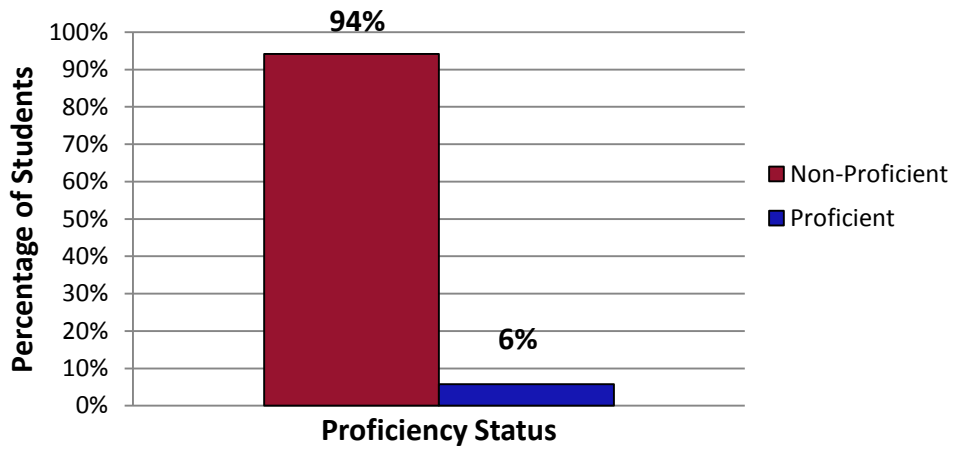
English /Language Arts Academic Performance						
	Number of Students Tested	Participation Rate	Did Not Yet Met	Partially Met Expectations	Approaches	Met + Exceeded Expectations
All Students	155	100%	22%	30%	37%	10%
Female	77	100%	12%	23%	48%	17%
Male	78	100%	32%	37%	27%	4%
American Indian	155	100%	22%	30%	37%	10%
Students with Disabilities	14	100%	71%	29%	0%	0%
English Learners	130	100%	26%	33%	34%	7%
Economic Disadvantaged	155	100%	22%	30%	37%	10%

English/Language Arts Spring 2016

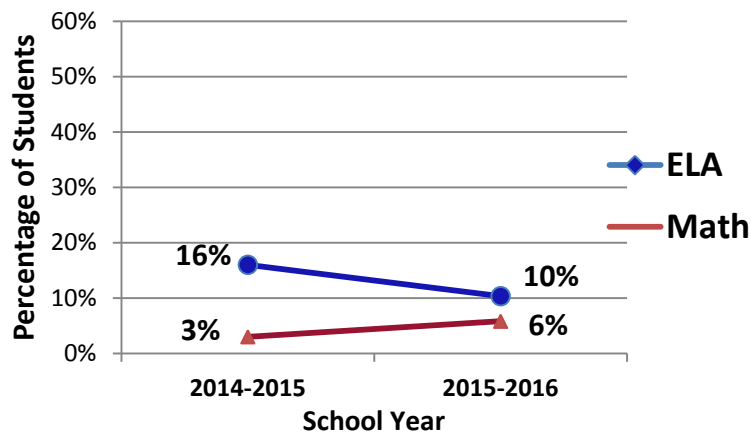


Mathematics Academic Performance						
	Number of Students Tested	Participation Rate	Did Not Yet Met	Partially Met Expectations	Approaches	Met + Exceeded Expectations
All Students	155	100%	26%	43%	25%	6%
Female	77	100%	16%	43%	34%	8%
Male	78	100%	37%	44%	15%	4%
American Indian	155	100%	26%	43%	25%	6%
Students with Disabilities	14	100%	71%	29%	0%	0%
English Learners	130	100%	30%	45%	21%	4%
Economic Disadvantaged	155	100%	26%	43%	25%	6%

Mathematics Spring 2016



Two-Year Trend Proficiency



** ≤ 10 students

Achievement profile represents grades: 3-8

New Mexico State Assessment = Partnership for Assessment of Readiness for College and Careers (PARCC).

● Bureau Operated School