

**U.S. Bureau of Indian Education
Annual School Report Card: Kaibeto Boarding School
School Year 2015-2016**

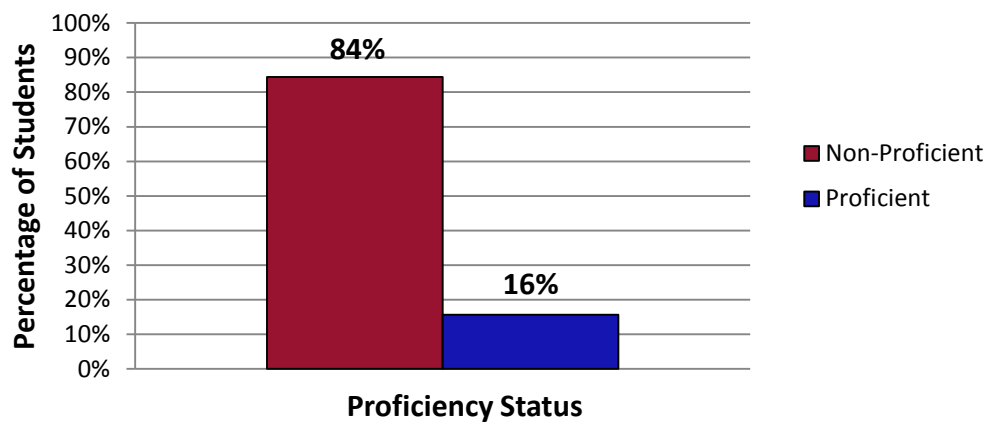
I. Enrollment:

	All Students	Students with Disabilities	English Learners
Female	65	**	34
Male	63	17	31
Total	128	21	65

II. Achievement Data:

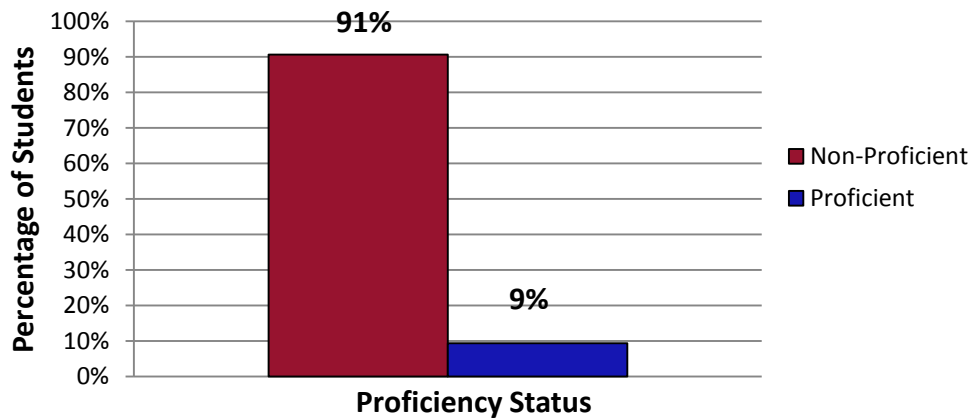
	English /Language Arts Academic Performance					
	Number of Students Tested	Participation Rate	Did Not Yet Met	Partially Met Expectations	Approaches	Met + Exceeded Expectations
All Students	128	100%	28%	28%	28%	16%
Female	65	100%	22%	26%	34%	18%
Male	63	100%	35%	30%	22%	13%
American Indian	128	100%	28%	28%	28%	16%
Students with Disabilities	21	100%	71%	24%	5%	0%
English Learners	65	100%	26%	28%	32%	14%
Economic Disadvantaged	128	100%	28%	28%	28%	16%

English/Language Arts Spring 2016

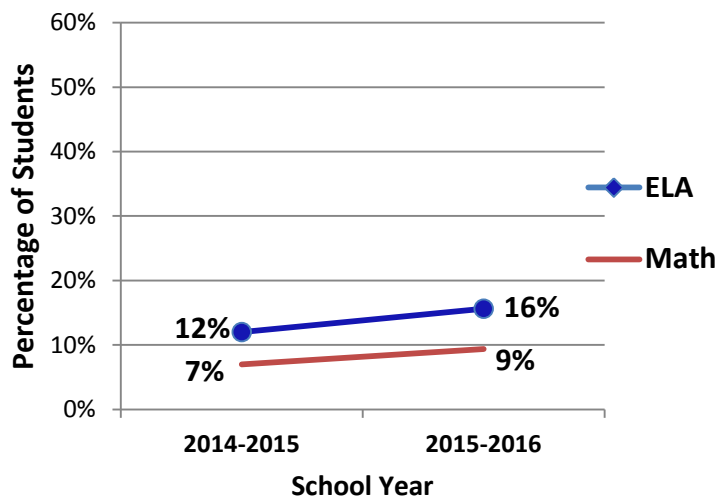


Mathematics Academic Performance						
	Number of Students Tested	Participation Rate	Did Not Yet Met	Partially Met Expectations	Approaches	Met + Exceeded Expectations
All Students	128	100%	32%	39%	20%	9%
Female	65	100%	35%	40%	17%	8%
Male	63	100%	29%	38%	22%	11%
American Indian	128	100%	32%	39%	20%	9%
Students with Disabilities	21	100%	57%	33%	10%	0%
English Learners	65	100%	32%	37%	26%	5%
Economic Disadvantaged	128	100%	32%	39%	20%	9%

Mathematics Spring 2016



Two-Year Trend Proficiency



** ≤ 10 students

Achievement profile represents grades: 3-8

Arizona Navajo Assessment = Partnership for Assessment of Readiness for College and Careers (PARCC).

● Bureau Operated School