

**U.S. Bureau of Indian Education
Annual School Report Card: JKL Bahweting Anishnabe School
School Year 2015-2016**

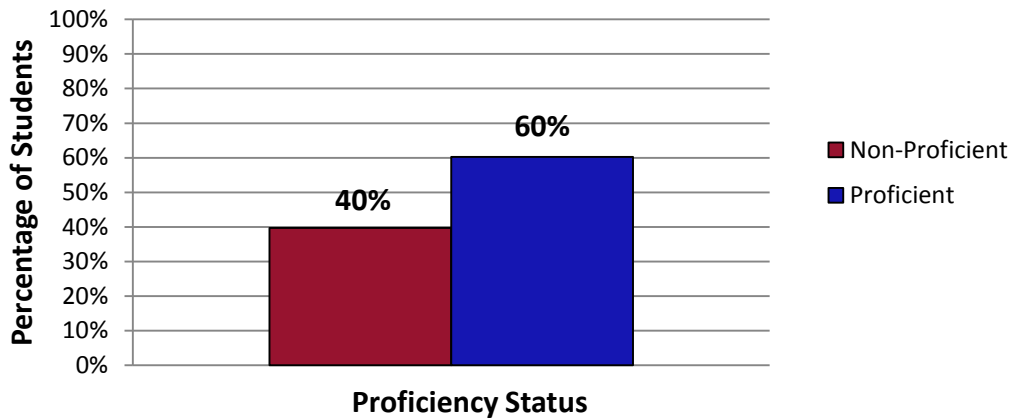
I. Enrollment:

	All Students	Students with Disabilities	English Learners
Female	157	26	**
Male	140	34	**
Total	297	60	**

II. Achievement Data:

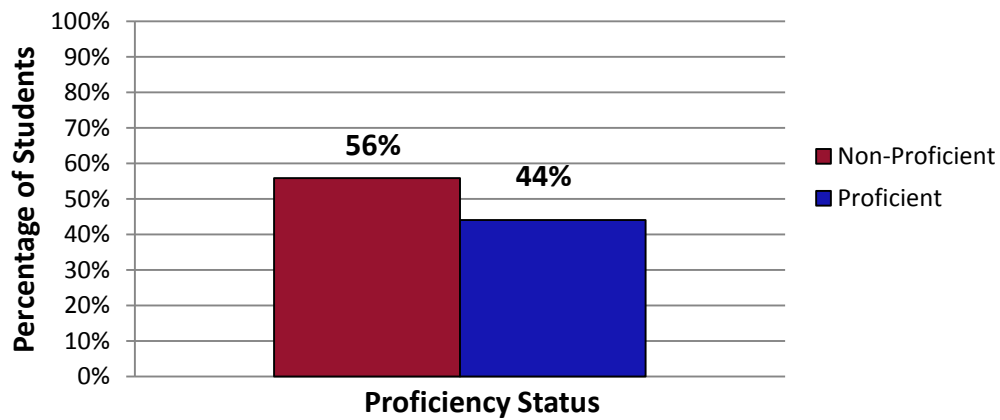
	English /Language Arts Academic Performance					
	Number of Students Tested	Participation Rate	Not Proficient	Partially Proficient	Proficient	Advanced
All Students	297	100%	15%	24%	32%	28%
Female	157	100%	13%	24%	32%	31%
Male	140	100%	19%	25%	31%	25%
American Indian	297	100%	15%	24%	32%	28%
Students with Disabilities	60	100%	43%	38%	12%	7%
English Learners	**	**	**	**	**	**
Economic Disadvantaged	297	100%	15%	24%	32%	28%

English/Language Arts Spring 2016

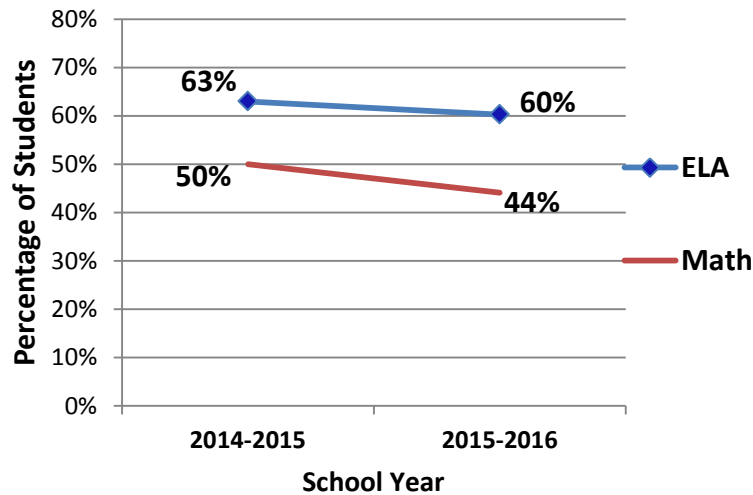


Mathematics Academic Performance						
	Number of Students Tested	Participation Rate	Not Proficient	Partially Proficient	Proficient	Advanced
All Students	297	100%	19%	37%	24%	20%
Female	157	100%	20%	36%	25%	18%
Male	140	100%	18%	37%	23%	22%
American Indian	297	100%	19%	37%	24%	20%
Students with Disabilities	60	100%	52%	35%	10%	3%
English Learners	**	**	**	**	**	**
Economic Disadvantaged	297	100%	19%	37%	24%	20%

Mathematics Spring 2016



Two-Year Trend Proficiency



** ≤ 10 students

Achievement profile represents grades: 3-8

Michigan State Assessment: Michigan Student Test of Educational Progress (M-Step).

© Tribally Controlled School