

**U.S. Bureau of Indian Education
Annual School Report Card: Jemez Day School
School Year 2015-2015**

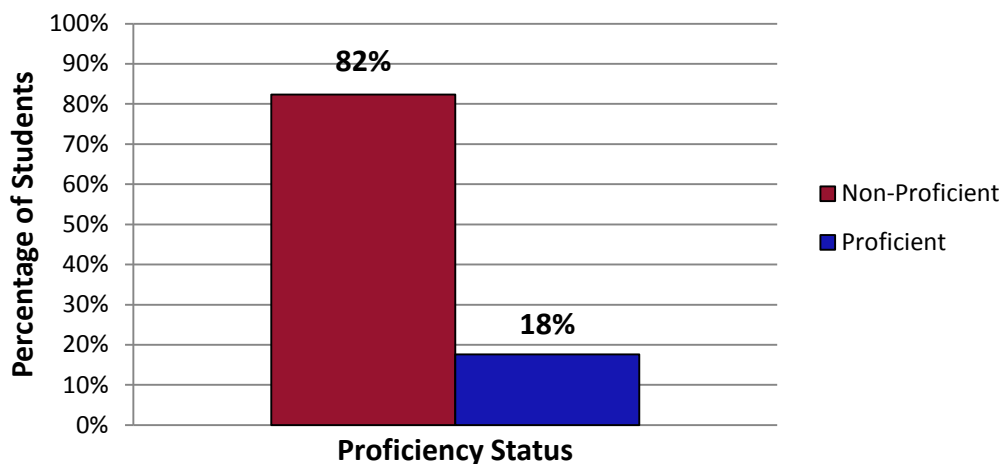
I. Enrollment:

| | All Students | Students with Disabilities | English Learners |
|--------|--------------|----------------------------|------------------|
| Female | 43 | ** | 17 |
| Male | 42 | ** | 22 |
| Total | 85 | 13 | 39 |

II. Achievement Data:

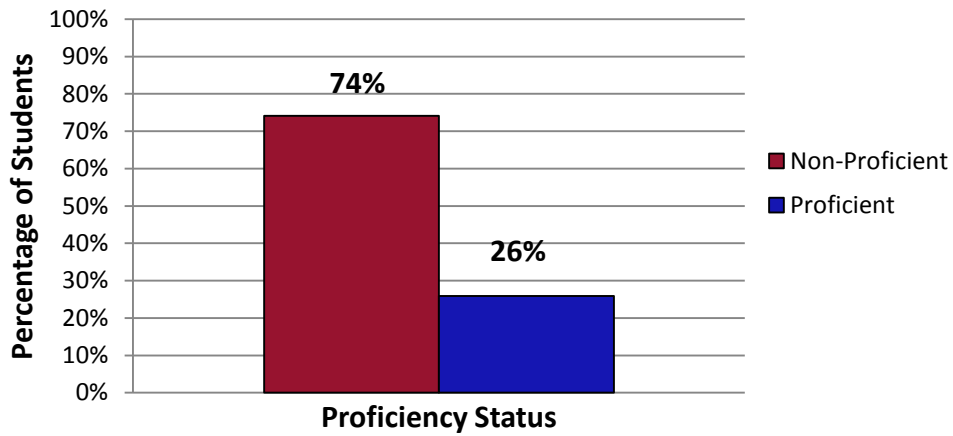
| English /Language Arts Academic Performance | | | | | | |
|---|---------------------------|--------------------|-----------------|----------------------------|------------|-----------------------------|
| | Number of Students Tested | Participation Rate | Did Not Yet Met | Partially Met Expectations | Approaches | Met + Exceeded Expectations |
| All Students | 85 | 100% | 9% | 29% | 44% | 18% |
| Female | 43 | 100% | 7% | 21% | 49% | 23% |
| Male | 42 | 100% | 12% | 38% | 38% | 12% |
| American Indian | 85 | 100% | 9% | 29% | 44% | 18% |
| Students with Disabilities | 13 | 100% | 23% | 46% | 31% | 0% |
| English Learners | 39 | 100% | 10% | 26% | 46% | 18% |
| Economic Disadvantaged | 85 | 100% | 9% | 29% | 44% | 18% |

English/Language Arts Spring 2016

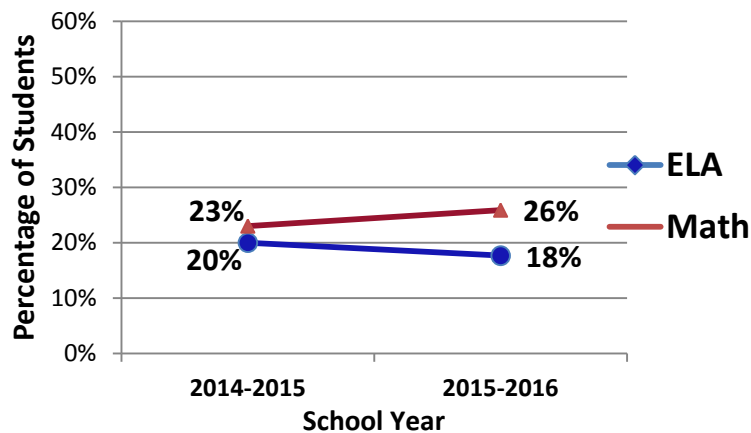


| Mathematics Academic Performance | | | | | | |
|----------------------------------|---------------------------|--------------------|-----------------|----------------------------|------------|-----------------------------|
| | Number of Students Tested | Participation Rate | Did Not Yet Met | Partially Met Expectations | Approaches | Met + Exceeded Expectations |
| All Students | 85 | 100% | 13% | 26% | 35% | 26% |
| Female | 43 | 100% | 9% | 28% | 37% | 26% |
| Male | 42 | 100% | 17% | 24% | 33% | 26% |
| American Indian | 85 | 100% | 13% | 26% | 35% | 26% |
| Students with Disabilities | 13 | 87% | 15% | 31% | 31% | 23% |
| English Learners | 39 | 100% | 13% | 18% | 31% | 38% |
| Economic Disadvantaged | 85 | 100% | 13% | 26% | 35% | 26% |

Mathematics Spring 2016



Two-Year Trend Proficiency



** ≤ 10 students

Achievement profile represents grades: 3-6

New Mexico State Assessment = Partnership for Assessment of Readiness for College and Careers (PARCC).

● Bureau Operated School