

**U.S. Bureau of Indian Education
Annual School Report Card: Hotevilla Bacavi Community School
School Year 2015-2016**

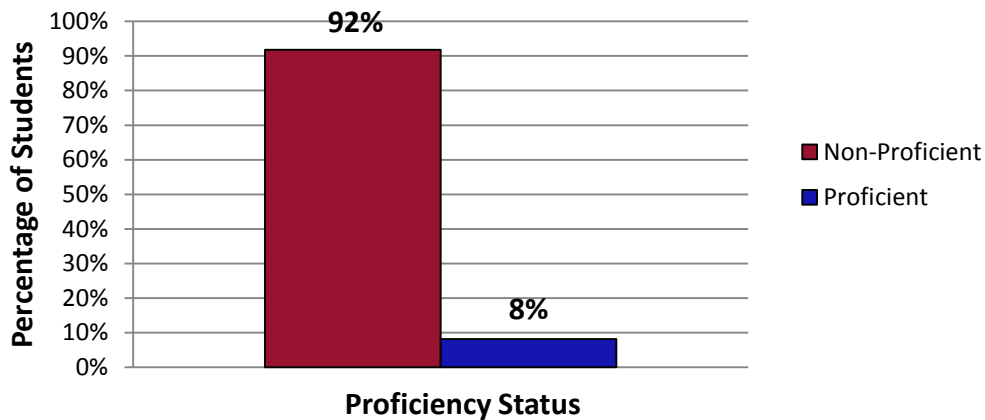
I. Enrollment:

	All Students	Students with Disabilities	English Learners
Female	25	**	**
Male	24	**	**
Total	49	**	**

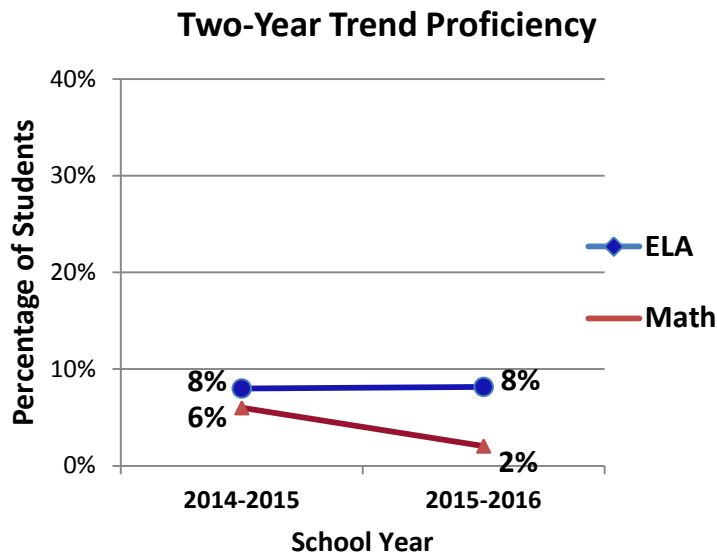
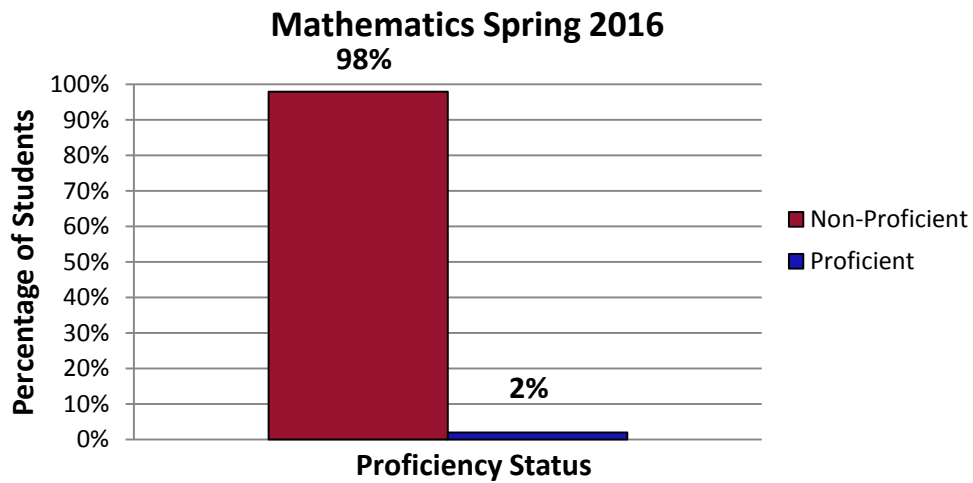
II. Achievement Data:

	English /Language Arts Academic Performance					
	Number of Students Tested	Participation Rate	Minimally Proficient	Partially Proficient	Proficient	Highly Proficient
All Students	49	100%	67%	24%	8%	0%
Female	25	100%	64%	32%	4%	0%
Male	24	100%	71%	17%	13%	0%
American Indian	49	100%	67%	24%	8%	0%
Students with Disabilities	**	**	**	**	**	**
English Learners	**	**	**	**	**	**
Economic Disadvantaged	49	100%	67%	24%	8%	0%

English/Language Arts Spring 2016



Mathematics Academic Performance						
	Number of Students Tested	Participation Rate	Minimally Proficient	Partially Proficient	Proficient	Highly Proficient
All Students	49	100%	76%	22%	2%	0%
Female	25	100%	76%	24%	0%	0%
Male	24	100%	75%	21%	4%	0%
American Indian	49	100%	76%	22%	2%	0%
Students with Disabilities	**	**	**	**	**	**
English Learners	**	**	**	**	**	**
Economic Disadvantaged	49	100%	76%	22%	2%	0%



** ≤ 10 students

Achievement profile represents grades: 3-8

Arizona State Assessment: Arizona's Measurement of Educational Readiness to Inform Teaching (AZMERIT) .

● Tribally Controlled School