

**U.S. Bureau of Indian Education
Annual School Report Card: Hopi Jr/Sr High School
School Year 2015-2016**

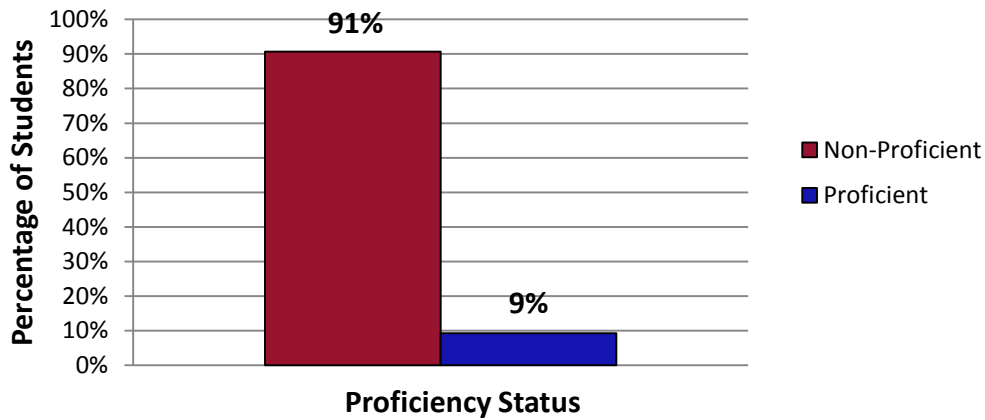
I. Enrollment:

	All Students	Students with Disabilities	English Learners
Female	**	**	**
Male	**	**	**
Total	**	**	**

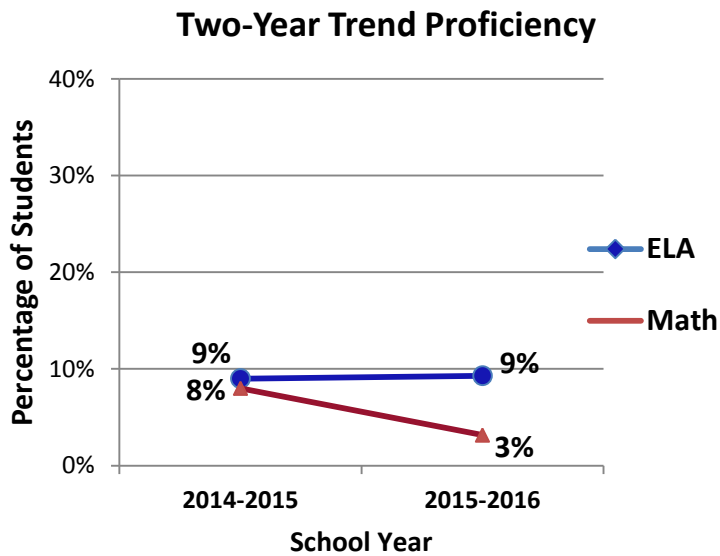
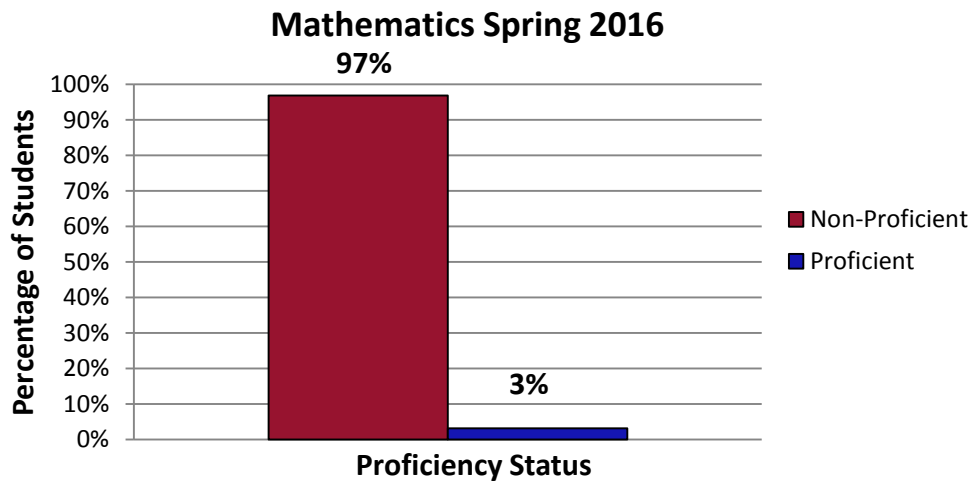
II. Achievement Data:

	English /Language Arts Academic Performance					
	Number of Students Tested	Participation Rate	Minimally Proficient	Partially Proficient	Proficient	Highly Proficient
All Students	86	100%	77%	14%	8%	1%
Female	51	100%	78%	14%	8%	0%
Male	35	100%	74%	14%	9%	3%
American Indian	86	100%	77%	14%	8%	1%
Students with Disabilities	18	100%	100%	0%	0%	0%
English Learners	**	**	**	**	**	**
Economic Disadvantaged	86	100%	77%	14%	8%	1%

English/Language Arts Spring 2016



Mathematics Academic Performance						
	Number of Students Tested	Participation Rate	Minimally Proficient	Partially Proficient	Proficient	Highly Proficient
All Students	95	100%	83%	14%	3%	0%
Female	51	100%	88%	10%	2%	0%
Male	44	100%	77%	18%	5%	0%
American Indian	95	100%	83%	14%	3%	0%
Students with Disabilities	21	100%	100%	0%	0%	0%
English Learners	**	**	**	**	**	**
Economic Disadvantaged	95	100%	83%	14%	3%	0%



** ≤ 10 students

Achievement profile represents grades: 11-12

Arizona State Assessment: Arizona's Measurement of Educational Readiness to Inform Teaching (AZMERIT) .

● Tribally Controlled School