

**U.S. Bureau of Indian Education  
Annual School Report Card: Dzilth-Na-O-Dith-Hle Community School  
School Year 2015-2016**

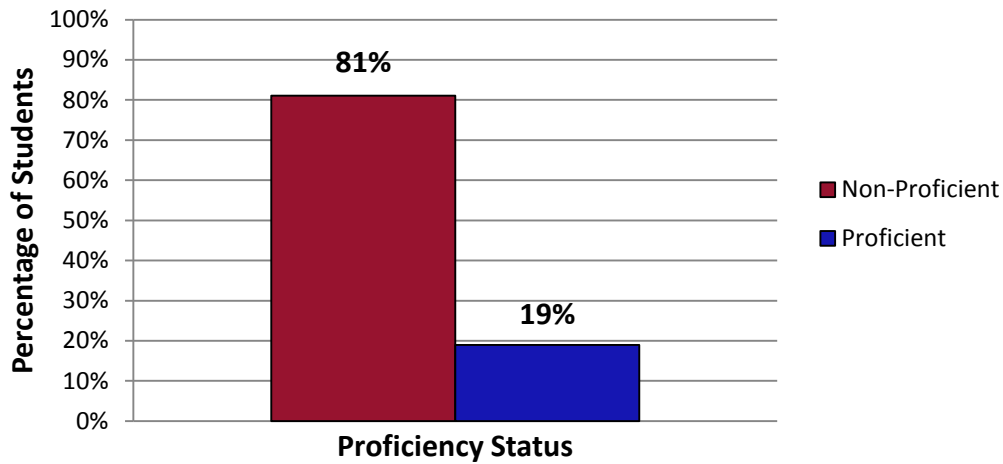
**I. Enrollment:**

	All Students	Students with Disabilities	English Learners
Female	53	**	20
Male	42	13	20
Total	95	23	40

**II. Achievement Data:**

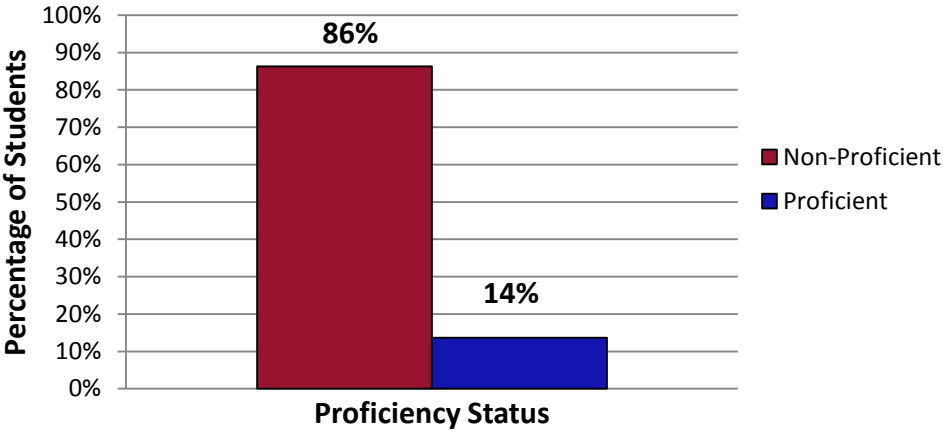
English /Language Arts Academic Performance						
	Number of Students Tested	Participation Rate	Did Not Yet Met	Partially Met Expectations	Approaches	Met + Exceeded Expectations
All Students	95	100%	15%	36%	31%	19%
Female	53	100%	13%	32%	36%	19%
Male	42	100%	17%	40%	24%	19%
American Indian	95	100%	15%	36%	31%	19%
Students with Disabilities	23	100%	26%	43%	22%	9%
English Learners	40	100%	23%	45%	18%	15%
Economic Disadvantaged	95	100%	15%	36%	31%	19%

**English/Language Arts Spring 2016**

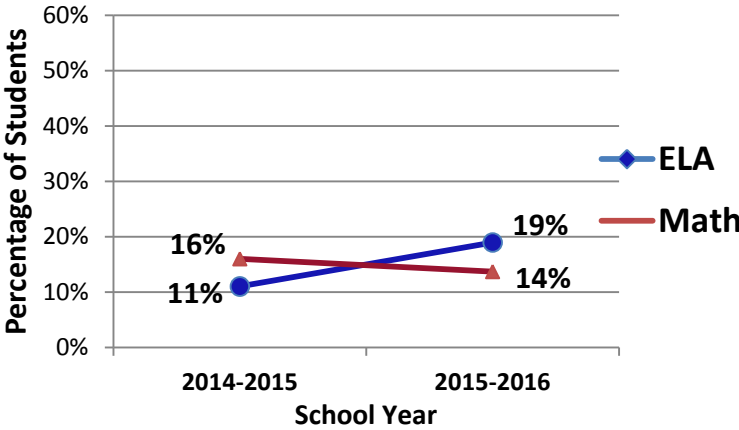


Mathematics Academic Performance						
	Number of Students Tested	Participation Rate	Did Not Yet Met	Partially Met Expectations	Approaches	Met + Exceeded Expectations
All Students	95	100%	16%	33%	38%	14%
Female	53	100%	15%	36%	40%	9%
Male	42	100%	17%	29%	36%	19%
American Indian	95	100%	16%	33%	38%	14%
Students with Disabilities	23	100%	35%	35%	26%	4%
English Learners	40	100%	23%	35%	35%	8%
Economic Disadvantaged	95	100%	16%	33%	38%	14%

### Mathematics Spring 2016



### Two-Year Trend Proficiency



\*\* ≤ 10 students

Achievement profile represents grades: 3-8

New Mexico State Assessment = Partnership for Assessment of Readiness for College and Careers (PARCC).

● Tribally Controlled School