

**U.S. Bureau of Indian Education
Annual School Report Card: To'Hajiilee Day School
School Year 2015-2016**

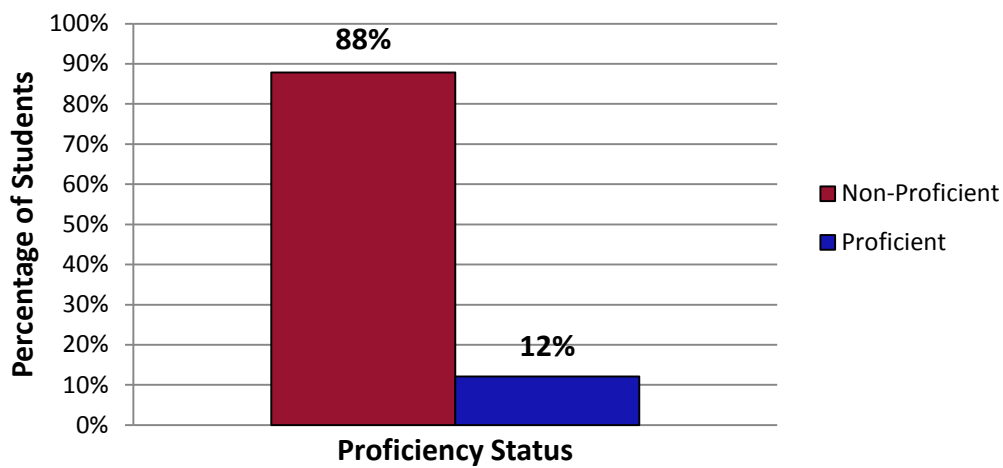
I. Enrollment:

	All Students	Students with Disabilities	English Learners
Female	126	**	112
Male	99	15	77
Total	225	25	189

II. Achievement Data:

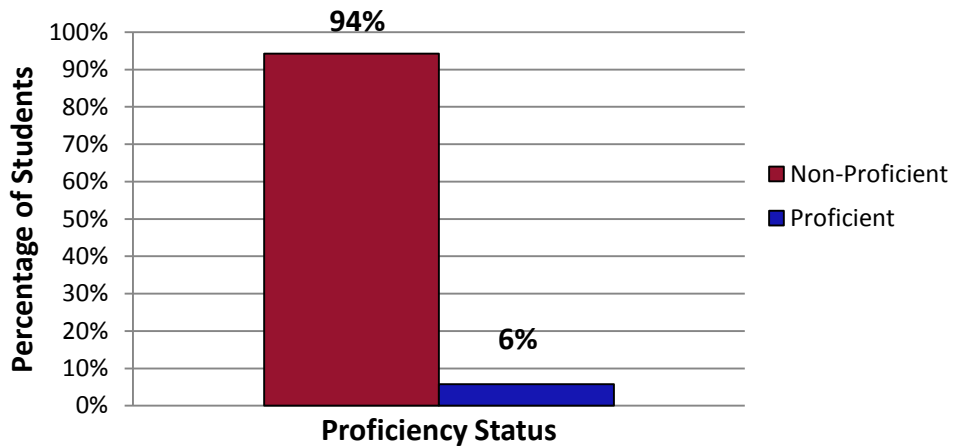
English /Language Arts Academic Performance						
	Number of Students Tested	Participation Rate	Did Not Yet Met	Partially Met Expectations	Approaches	Met + Exceeded Expectations
All Students	223	99%	23%	35%	29%	12%
Female	125	99%	18%	30%	35%	16%
Male	98	99%	30%	42%	21%	7%
American Indian	223	99%	23%	35%	29%	12%
Students with Disabilities	25	100%	64%	24%	8%	4%
English Learners	188	99%	23%	35%	30%	12%
Economic Disadvantaged	223	99%	23%	35%	29%	12%

English/Language Arts Spring 2016

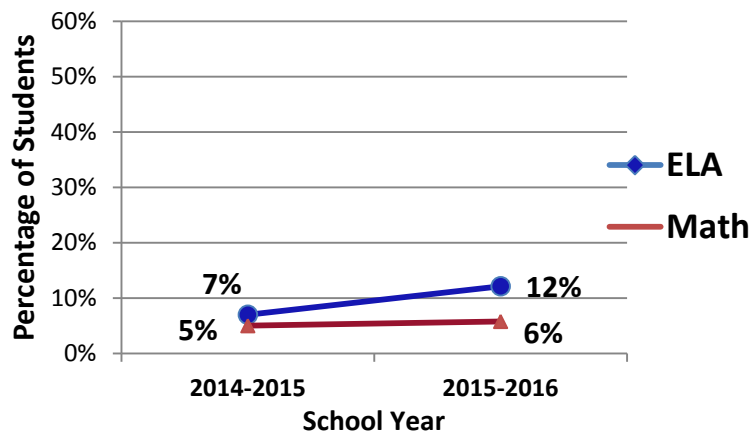


Mathematics Academic Performance						
	Number of Students Tested	Participation Rate	Did Not Yet Met	Partially Met Expectations	Approaches	Met + Exceeded Expectations
All Students	208	92%	34%	42%	19%	6%
Female	115	91%	30%	42%	21%	7%
Male	93	94%	38%	42%	16%	4%
American Indian	208	92%	34%	42%	19%	6%
Students with Disabilities	23	92%	74%	26%	0%	0%
English Learners	175	93%	37%	40%	19%	5%
Economic Disadvantaged	208	92%	34%	42%	19%	6%

Mathematics Spring 2016



Two-Year Trend Proficiency



** ≤ 10 students

Achievement profile represents grades: 3-11

New Mexico State Assessment = Partnership for Assessment of Readiness for College and Careers (PARCC).

● Tribally Controlled School