

**U.S. Bureau of Indian Education  
Annual School Report Card: Taos Day School  
School Year 2015-2016**

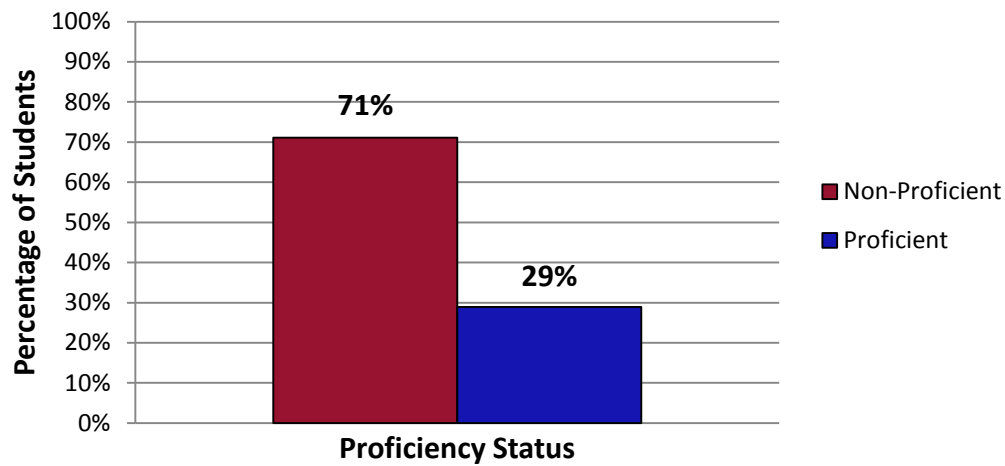
**I. Enrollment:**

	All Students	Students with Disabilities	English Learners
Female	41	**	**
Male	42	**	19
Total	83	14	29

**II. Achievement Data:**

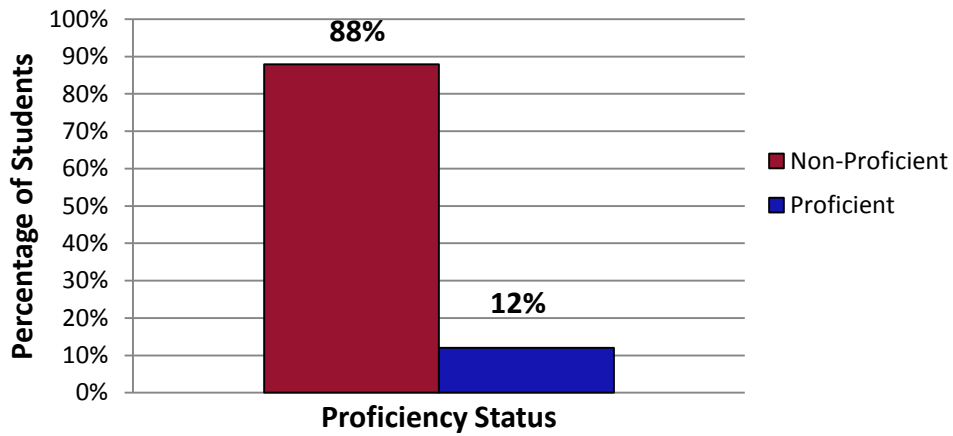
English /Language Arts Academic Performance						
	Number of Students Tested	Participation Rate	Did Not Yet Met	Partially Met Expectations	Approaches	Met + Exceeded Expectations
All Students	83	100%	14%	35%	22%	29%
Female	41	100%	5%	27%	27%	41%
Male	42	100%	24%	43%	17%	17%
American Indian	83	100%	14%	35%	22%	29%
Students with Disabilities	14	100%	57%	43%	0%	0%
English Learners	29	100%	28%	48%	21%	3%
Economic Disadvantaged	83	100%	14%	35%	22%	29%

**English/Language Arts Spring 2016**

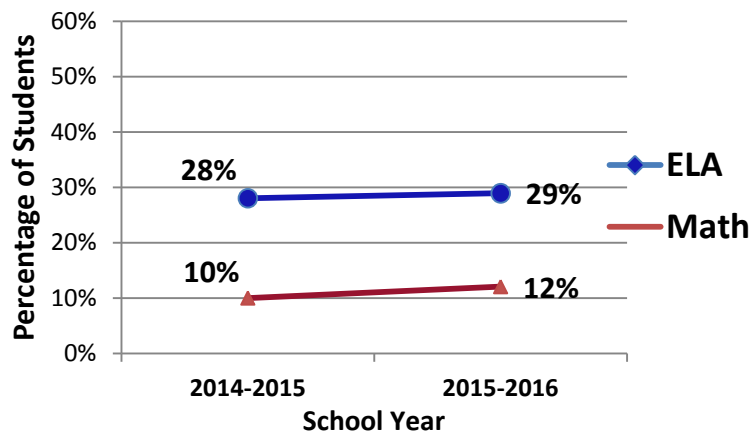


Mathematics Academic Performance						
	Number of Students Tested	Participation Rate	Did Not Yet Met	Partially Met Expectations	Approaches	Met + Exceeded Expectations
All Students	83	100%	24%	33%	31%	12%
Female	41	100%	29%	22%	32%	17%
Male	42	100%	19%	43%	31%	7%
American Indian	83	100%	24%	33%	31%	12%
Students with Disabilities	14	100%	36%	43%	14%	7%
English Learners	29	100%	34%	52%	10%	3%
Economic Disadvantaged	83	100%	24%	33%	31%	12%

### Mathematics Spring 2016



### Two-Year Trend Proficiency



\*\* ≤ 10 students

Achievement profile represents grades: 3-8

New Mexico State Assessment = Partnership for Assessment of Readiness for College and Careers (PARCC).

● Bureau Operated School