

**U.S. Bureau of Indian Education  
Annual School Report Card: Northern Cheyenne Tribal School  
School Year 2015-2016**

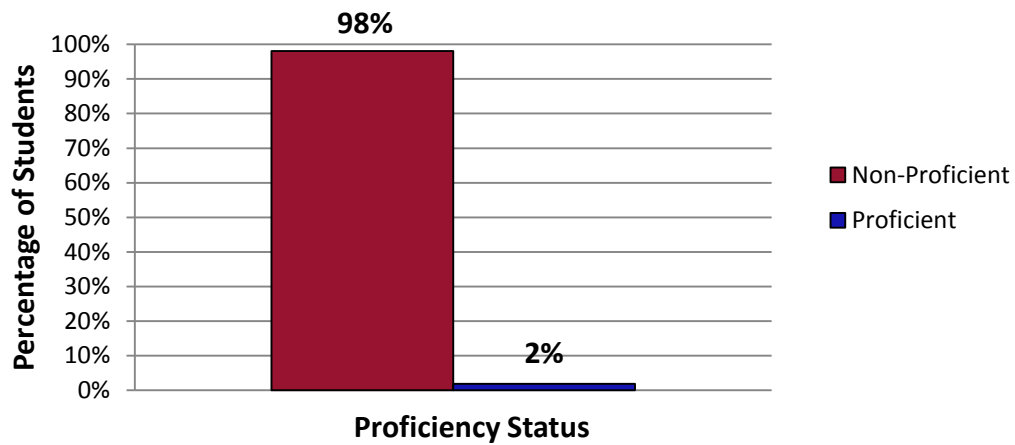
**I. Enrollment:**

	All Students	Students with Disabilities	English Learners
Female	49	**	18
Male	57	16	20
Total	106	19	38

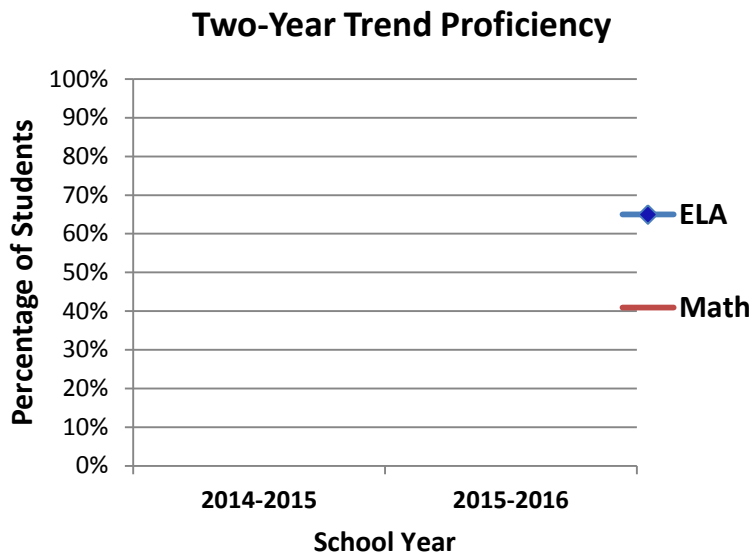
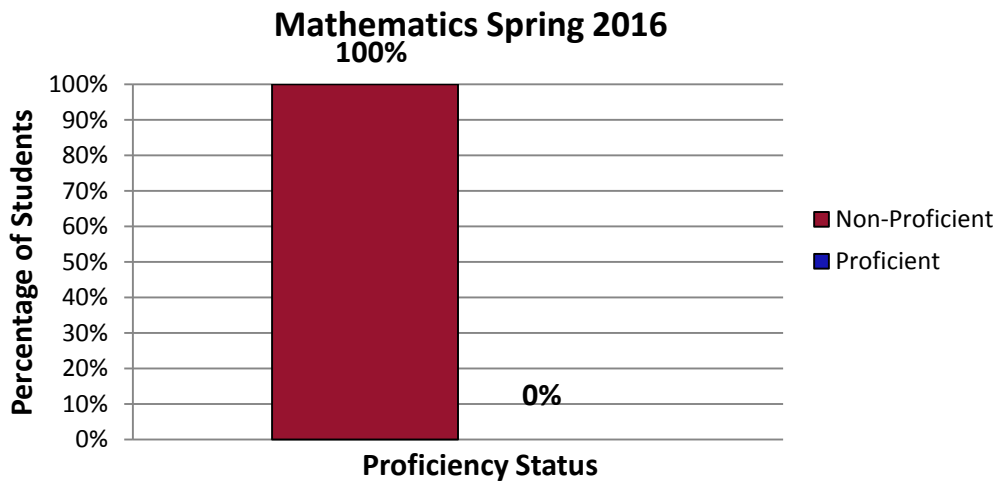
**II. Achievement Data:**

	English /Language Arts Academic Performance					
	Number of Students Tested	Participation Rate	Novice	Nearing Proficiency	Proficient	Advanced
All Students	106	100%	90%	8%	2%	0%
Female	49	100%	80%	16%	4%	0%
Male	57	100%	98%	2%	0%	0%
American Indian	106	100%	90%	8%	2%	0%
Students with Disabilities	19	#DIV/0!	100%	0%	0%	0%
English Learners	**	**	**	**	**	**
Economic Disadvantaged	106	100%	90%	8%	2%	0%

**English/Language Arts Spring 2016**



Mathematics Academic Performance						
	Number of Students Tested	Participation Rate	Novice	Nearing Proficiency	Proficient	Advanced
All Students	105	99%	97%	3%	0%	0%
Female	49	100%	96%	4%	0%	0%
Male	56	98%	98%	2%	0%	0%
American Indian	105	99%	97%	3%	0%	0%
Students with Disabilities	19	100%	100%	0%	0%	0%
English Learners	**	**	**	**	**	**
Economic Disadvantaged	105	99%	97%	3%	0%	0%



\*\* ≤ 10 students

Achievement profile represents grades: 3-8, 10

Montana State Assessment: Smarter Balanced

☉ Tribally Controlled School