

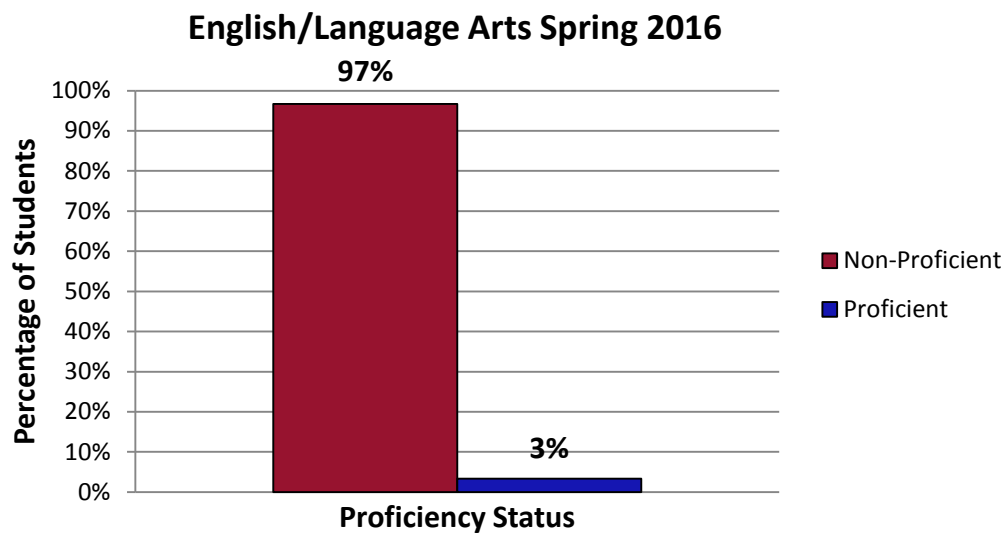
**U.S. Bureau of Indian Education
Annual School Report Card: Mariano Lake Community School
School Year 2015-2016**

I. Enrollment:

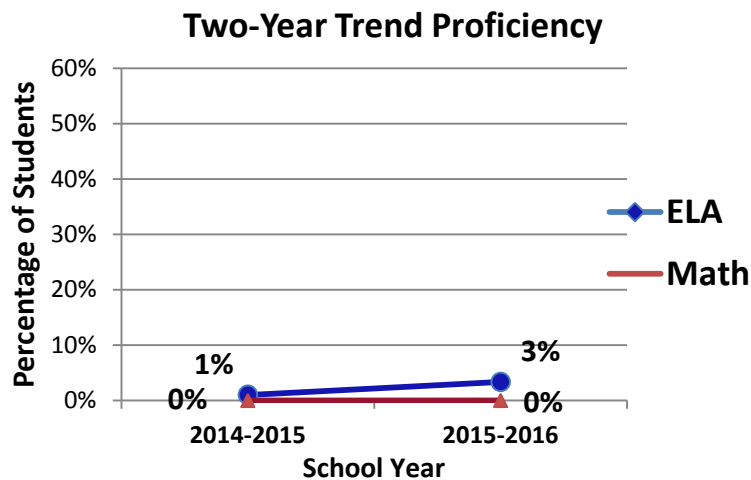
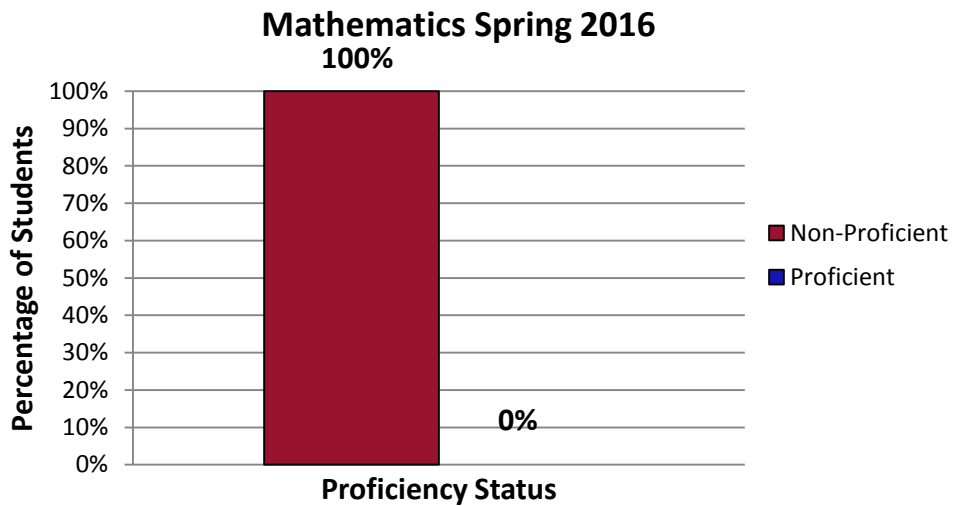
	All Students	Students with Disabilities	English Learners
Female	46	**	**
Male	44	15	**
Total	90	22	**

II. Achievement Data:

English /Language Arts Academic Performance						
	Number of Students Tested	Participation Rate	Did Not Yet Met	Partially Met Expectations	Approaches	Met + Exceeded Expectations
All Students	90	100%	34%	48%	14%	3%
Female	46	100%	35%	43%	15%	7%
Male	44	100%	34%	52%	14%	0%
American Indian	90	100%	34%	48%	14%	3%
Students with Disabilities	22	100%	59%	32%	5%	5%
English Learners	**	**	**	**	**	**
Economic Disadvantaged	90	100%	34%	48%	14%	3%



Mathematics Academic Performance						
	Number of Students Tested	Participation Rate	Did Not Yet Met	Partially Met Expectations	Approaches	Met + Exceeded Expectations
All Students	90	100%	38%	50%	12%	0%
Female	46	100%	41%	39%	20%	0%
Male	44	100%	34%	61%	5%	0%
American Indian	90	100%	38%	50%	12%	0%
Students with Disabilities	22	100%	64%	27%	9%	0%
English Learners	**	**	**	**	**	**
Economic Disadvantaged	90	100%	38%	50%	12%	0%



** ≤ 10 students

Achievement profile represents grades: 3-6

New Mexico State Assessment = Partnership for Assessment of Readiness for College and Careers (PARCC).

● Bureau Operated School