

**U.S. Bureau of Indian Education
Annual School Report Card: Cheyenne-Eagle Butte School
School Year 2015-2016**

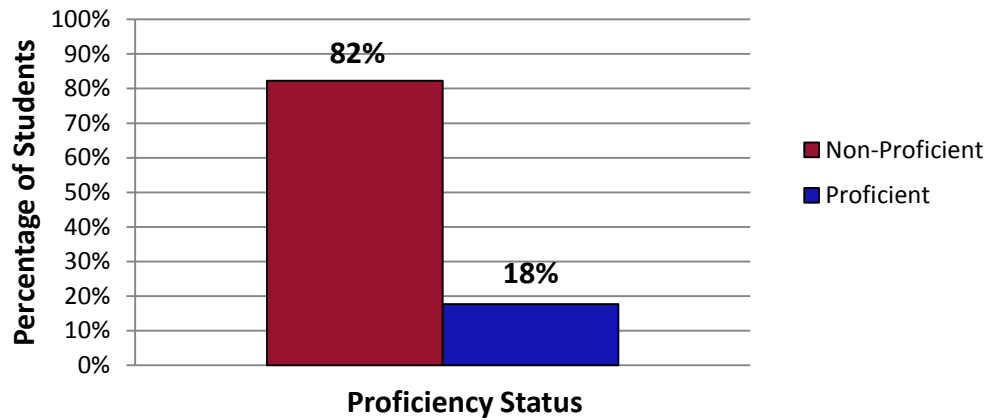
I. Enrollment:

	All Students	Students with Disabilities	English Learners
Female	191	23	**
Male	170	39	**
Total	361	62	**

II. Achievement Data:

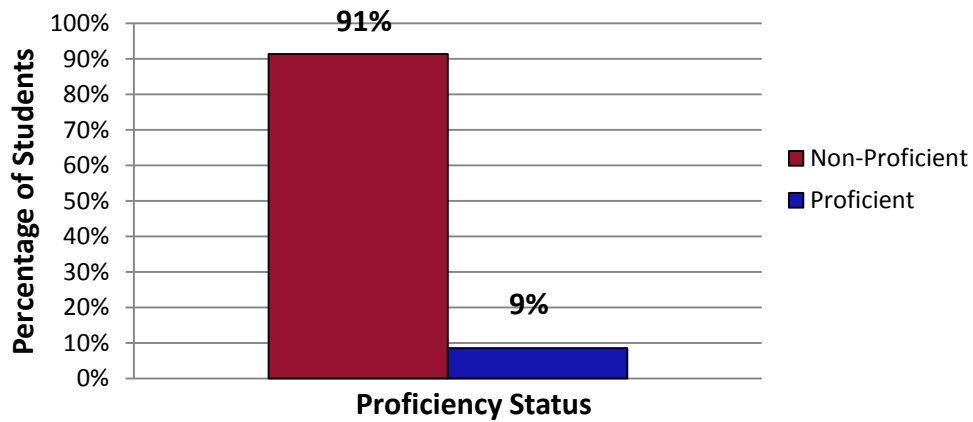
	English /Language Arts Academic Performance					
	Number of Students Tested	Participation Rate	Has Not Met Standard	Nearly Met Standard	Meets Standard	Exceeds
All Students	361	100%	48%	34%	17%	1%
Female	191	100%	45%	35%	19%	2%
Male	170	100%	52%	34%	14%	1%
American Indian	361	100%	48%	34%	17%	1%
Students with Disabilities	62	100%	81%	16%	3%	0%
English Learners	**	**	**	**	**	**
Economic Disadvantaged	361	100%	48%	34%	17%	1%

English/Language Arts Spring 2016

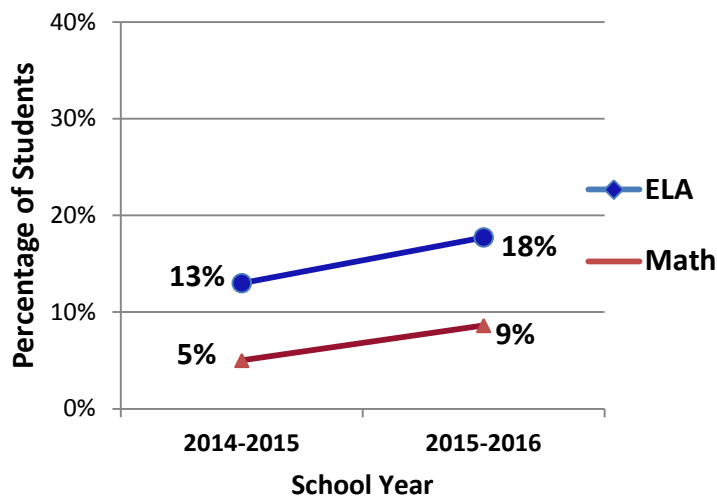


Mathematics Academic Performance						
	Number of Students Tested	Participation Rate	Has Not Met Standard	Nearly Met Standard	Meets Standard	Exceeds
All Students	360	100%	63%	28%	8%	1%
Female	191	100%	58%	30%	10%	2%
Male	169	99%	69%	27%	4%	1%
American Indian	360	100%	63%	28%	8%	1%
Students with Disabilities	62	100%	87%	10%	2%	2%
English Learners	**	**	**	**	**	**
Economic Disadvantaged	360	100%	63%	28%	8%	1%

Mathematics Spring 2016



Two-Year Trend Proficiency



** ≤ 10 students

Achievement profile represents grades: 3-11

South Dakota State Assessment: Smarter Balance Assessment Consortium (SBAC-OP-Combined).

● Bureau Operated School