

**U.S. Bureau of Indian Education
Annual School Report Card: Beatrice Rafferty School
School Year 2015-2016**

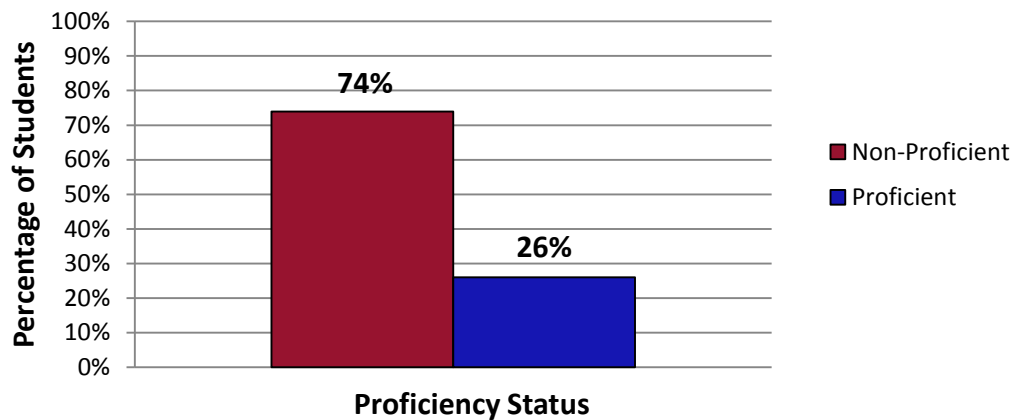
I. Enrollment:

	All Students	Students with Disabilities	English Learners
Female	52	**	40
Male	22	**	16
Total	74	12	56

II. Achievement Data:

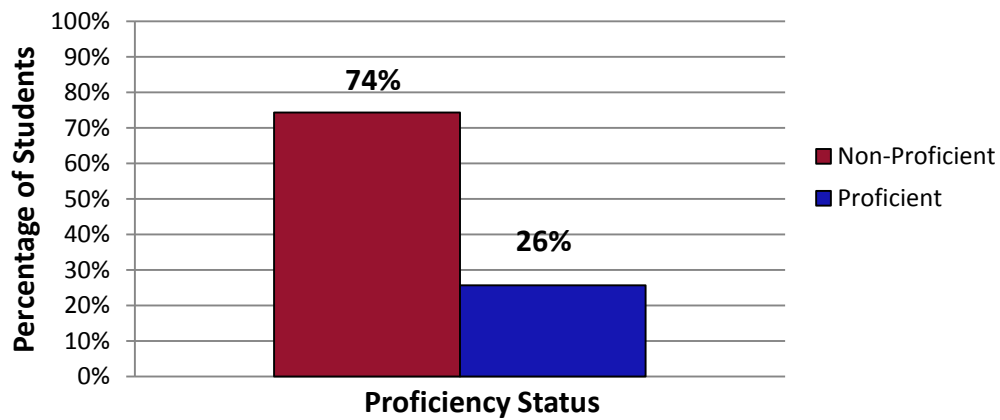
	English /Language Arts Academic Performance					
	Number of Students Tested	Participation Rate	Well Below Expectations	Below Expectations	At Expectations	Above Expectations
All Students	73	99%	27%	47%	25%	1%
Female	52	100%	25%	46%	27%	2%
Male	21	95%	33%	48%	19%	0%
American Indian	73	99%	27%	47%	25%	1%
Students with Disabilities	11	92%	55%	45%	0%	0%
English Learners	55	98%	25%	47%	25%	2%
Economic Disadvantaged	73	99%	27%	47%	25%	1%

English/Language Arts Spring 2016

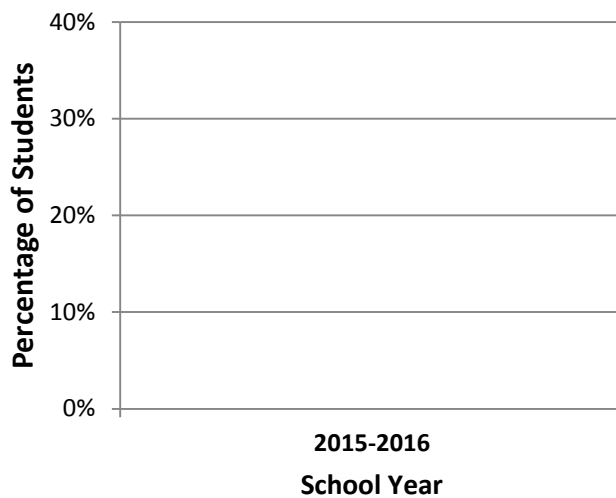


Mathematics Academic Performance						
	Number of Students Tested	Participation Rate	Well Below Expectations	Below Expectations	At Expectations	Above Expectations
All Students	74	100%	28%	46%	24%	1%
Female	52	100%	25%	46%	27%	2%
Male	22	100%	36%	45%	18%	0%
American Indian	74	100%	28%	46%	24%	1%
Students with Disabilities	12	100%	58%	42%	0%	0%
English Learners	56	100%	27%	46%	25%	2%
Economic Disadvantaged	74	100%	28%	46%	24%	1%

Mathematics Spring 2016



Two-Year Trend Proficiency



** ≤ 10 students

Achievement profile represents grades: 3-8

Maine State Assessment: Maine Comprehensive Assessment System (MeCAS), eMPowerMe Assessment.

● Tribally Controlled School